



MODEL 6600R-1

LINEAR SLOT DIFFUSER - EX. ALUMINUM -
NO PATTERN CONTROLLER - SURFACE MOUNT

MODELS

Face Screw Mounting

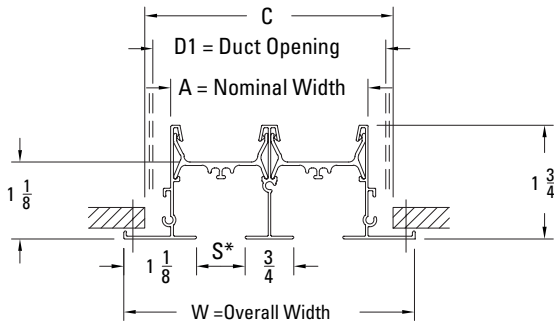
- 6650R-11-1: 1-1/8" Border - no Hardware - 1/2" Slot
- 6675R-11-1: 1-1/8" Border - no Hardware - 3/4" Slot
- 6610R-11-1: 1-1/8" Border - no Hardware - 1" Slot
- 6615R-11-1: 1-1/8" Border - no Hardware - 1-1/2" Slot

Project: _____
 Tag: _____
 Engineer: _____
 Contractor: _____
 Date: _____

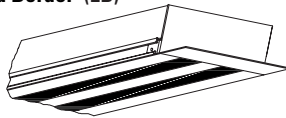
Concealed Surface Mount

- 6650R-12-1: 1-1/8" Border - w/ Hardware - 1/2" Slot
- 6675R-12-1: 1-1/8" Border - w/ Hardware - 3/4" Slot
- 6610R-12-1: 1-1/8" Border - w/ Hardware - 1" Slot
- 6615R-12-1: 1-1/8" Border - w/ Hardware - 1-1/2" Slot

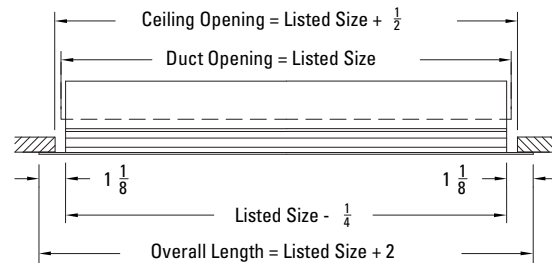
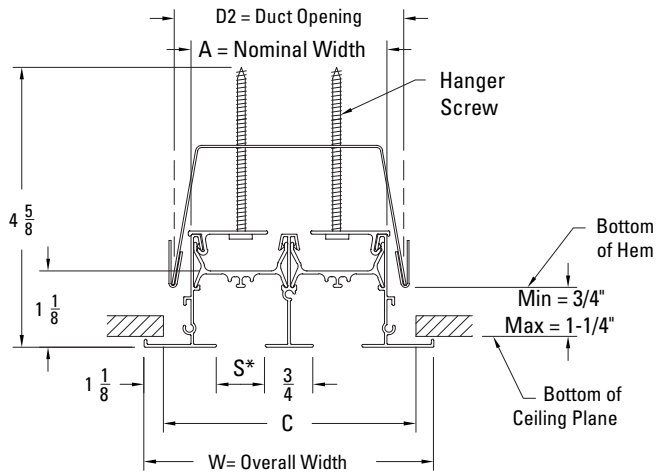
6600R-11-1 (Face Screw Mounting
- 1 1/8" Border - No Hardware)



End Border (EB)



6600R-12-1 (Concealed Surface Mount
- 1 1/8" Border - With Hardware)



All Dimensions are in Inches.

1. Available Finishes	2. Available Accessories	3. Available Options	4. Construction Details
Standard Finish: 20 White Frame	UPI - Insulated Plenum		<ul style="list-style-type: none"> • Sizes available in only 1-8 slots. • Longest single section is 96". • Continuous lengths are made in sections.

As part of our continuous improvement program, we reserve the right to make further improvements without notice.

Submittal - 6600R-1 - 0820



ADJUSTABLE LINEAR SLOT DIFFUSERS
AVAILABLE SLOT SIZE TABLES

Model 6650 (11-1 & 12-1)								
S=1/2"	Number Of Slots							
Slot	1	2	3	4	5	6	7	8
A	1 5/16	2 9/16	3 13/16	5 1/16	6 5/16	7 9/16	8 13/16	10 1/16
D1	1 3/4	3	4 1/4	5 1/2	6 3/4	8	9 1/4	10 1/2
D2	2 1/4	3 1/2	4 3/4	6	7 1/4	8 1/2	9 3/4	11
C	1 7/8	3 1/8	4 3/8	5 5/8	6 7/8	8 1/8	9 3/8	10 5/8
W	2 3/4	4	5 1/4	6 1/2	7 3/4	9	10 1/4	11 1/2

Model 6675 (11-1 & 12-1)								
S=3/4"	Number Of Slots							
Slot	1	2	3	4	5	6	7	8
A	1 9/16	3 1/16	4 9/16	6 1/16	7 9/16	9 1/16	10 9/16	12 1/16
D1	2	3 1/2	5	6 1/2	8	9 3/4	11	12 1/2
D2	2 1/2	4	5 1/2	7	8 1/2	10 1/4	11 1/2	13
C	2 1/8	3 5/8	5 1/8	6 5/8	8 1/8	9 7/8	11 1/8	12 5/8
W	3	4 1/2	6	7 1/2	9	10 3/4	12	13 1/2

Model 6610 (11-1 & 12-1)								
S=1"	Number Of Slots							
Slot	1	2	3	4	5	6	7	8
A	1 13/16	3 9/16	5 5/16	7 1/16	8 13/16	10 9/16	12 5/16	14 1/16
D1	2 1/4	4	5 5/8	7 1/2	9 1/4	11	12 3/4	14 1/2
D2	2 3/4	4 1/2	6 1/8	8	9 3/4	11 1/2	13 1/4	15
C	2 3/8	4 1/8	5 3/4	7 5/8	9 3/8	11 1/8	12 7/8	14 5/8
W	3 1/4	5	6 5/8	8 1/2	10 1/4	12	13 3/4	15 1/2

Model 6615 (11-1 & 12-1)								
S=1 1/2"	Number Of Slots							
Slot	1	2	3	4	5	6	7	8
A	2 5/16	4 9/16	6 13/16	9 1/16	N/A	N/A	N/A	N/A
D1	2 3/4	5	7 1/4	9 1/2	N/A	N/A	N/A	N/A
D2	3 1/4	5 1/2	7 3/4	10	N/A	N/A	N/A	N/A
C	2 7/8	5 1/8	7 3/8	9 5/8	N/A	N/A	N/A	N/A
W	3 3/4	6	8 1/4	10 1/2	N/A	N/A	N/A	N/A

As part of our continuous improvement program, we reserve the right to make further improvements without notice.

Submittal - 6600R-1 - 0820